

KIWI KIDS NEWS

LITERACY BOOKLET

TERM 4 2025



www.kiwikidsnews.co.nz

Name: _____

Class: _____

Username: _____

Password: _____

Welcome

Welcome to the Kiwi Kids News Literacy Booklet for Term 4, 2025.

This edition has been designed to be used alongside the Kiwi Kids News website to help you learn about all that goes on around our world. The website can be found online at www.kiwikidsnews.co.nz.

Within this booklet, you'll find a variety of learning activities for you to complete. We suggest working through them week by week at your own pace. For help each week visit our literacy booklet page at <https://www.kiwikidsnews.co.nz/kiwi-kids-literacy-booklet/>



Where can I find things?

PAGE 2 - Week 1 Literacy Tasks
PAGE 3 - Week 2 Literacy Tasks
PAGE 5 - Week 3 Literacy Tasks
PAGE 7 and 8 - Writing Feature Articles
PAGE 9 - Week 4 Literacy Tasks
PAGE 10 - Punctuation Patrol
PAGE 11 - Week 5 Literacy Tasks
PAGE 12 - Ice Cream Feature Article
PAGE 13 - Week 6 Literacy Tasks
PAGE 15 - Week 7 Literacy Tasks
PAGE 16 - Week 8 Literacy Tasks
PAGE 17 - Feature Article Review
PAGE 18 - Week 9/10 Literacy Tasks
PAGE 18 - Vocab Builder
PAGE 19 - Scavenger Hunt



How do I use this Booklet?



Accessing the Website

You can visit our website anytime, anywhere, at www.kiwikidsnews.co.nz

For the best experience, we recommend using a laptop, iPad, or Chromebook. However, you can also access the site on a mobile device.

Daily News Articles

We publish 4 or 5 news articles every day, covering a wide range of interesting topics. Most of these articles do not require a username or password. Simply click on the article to read it.



Username and Password

If you come across an article that asks for a username and password, you will see a box pop up like the one on the left. Don't worry! Just enter your username and password given to you by your teacher to access the content.

Feature Article (Wednesday)

Our Feature Article is published every Wednesday morning. This term our Feature Article series is titled - **How it started?** We will look at how things were invented and where they came from - including topics such as ice cream, TikTok, toothpaste and jeans.

Weekly Quiz (Friday, 9 AM)

Get your thinking caps on! Our weekly quiz goes online every Friday morning at 9 AM. Test your knowledge and have some fun with our interactive quiz. This can be played individually, as a class on Kahoot or as a written test.





WEEK 1 LITERACY TASKS

IN THE NEWS THIS WEEK

Your task is to read 2 articles from each of the main sections from the Kiwi Kids News website. Following that you must create new headlines (title) for the eight articles you have read.

NATIONAL	1.
	2.
WORLD	1.
	2.
SPORT	1.
	2.
ODD STUFF	1.
	2.



WEEK 1 NEWS QUIZ

SCORE

/10

Complete the Kiwi Kids News Weekly Quiz.
You can find this on Kiwi Kids News every Friday morning.

FEATURE ARTICLE – How did toothpaste start?

Your task is to read the article about 'How toothpaste was started.'
Read the article on Kiwi Kids News and then add write the questions at the bottom of the article into the boxes below



Question 1 - Write the question in this box.	Answer
Question 2 - Write the question in this box.	Answer
ACTIVITY 1	
ACTIVITY 2	



WEEK 2 LITERACY TASKS



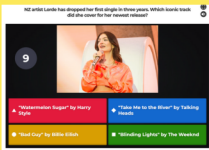
www.kiwikidsnews.co.nz



IN THE NEWS THIS WEEK

Your task is to read an article from three of the main sections from the Kiwi Kids News website. Place the headline (title) of the article you read in the space below.

NATIONAL	1.
	2.
WORLD	1.
	2.
SPORT	1.
	2.



WEEK 2 NEWS QUIZ

Complete the Kiwi Kids News Weekly Quiz.
You can find this on Kiwi Kids News every Friday morning.

SCORE

/10

Headline Hero

Instructions:

- Read an article on Kiwi Kids News from this week. Then complete the tasks below.
- Write your own headline (catchy but clear) for this article.
- Explain what the author wants us to think or feel.
- Circle one: The purpose of this article is to:

Inform / Persuade / Entertain

My Headline:

The author wants readers to feel or think:

Purpose: ☐ Inform ☐ Persuade ☐ Entertain



WEEK 2 LITERACY TASKS

www.kiwikidsnews.co.nz



FEATURE ARTICLE - How did Jeans start?



This week our Feature Article looks at the history behind jeans and how they started.

YOUR TASK - Read the article at www.kiwikidsnews.co.nz, then complete the comprehension questions and activities that are below the article. Write the question below and then put your answers in the spaces provided.

Question 1 - Write question here

Question 2 - Write question here

ACTIVITY 1

ACTIVITY 2



WEEK 3 LITERACY TASKS



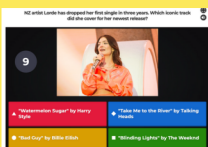
www.kiwikidsnews.co.nz



IN THE NEWS THIS WEEK

Your task is to read 2 articles from each of the main sections from the Kiwi Kids News website. Write a sentence explaining what each article was about in the box below.

NATIONAL	1.
	2.
WORLD	1.
	2.
SPORT	1.
	2.



WEEK 3 NEWS QUIZ

SCORE

/10

Complete the Kiwi Kids News Weekly Quiz.
You can find this on Kiwi Kids News every Friday morning.

Where in the World

Where in the world did our news come from? On the left-hand side, list the countries, cities, or places where our world or odd stuff news came from this week. Place a dot on the world map to show where this is.

Country:



WEEK 3 LITERACY TASKS

www.kiwikidsnews.co.nz



FEATURE ARTICLE - How did TikTok start?



This week our Feature Article looks at the social media and asks "How did TikTok start?" TikTok is one of the world's biggest social media platforms and used by millions of teenagers everyday.

YOUR TASK - Read the article at www.kiwikidsnews.co.nz and then complete the comprehension questions and activities that are below the article. Put your answers in the spaces below.

Question 1 - Write question here

Question 2 - Write question here

ACTIVITY 1

ACTIVITY 2

Complete the activity and provide a picture of the completed task in the space below.

How to Write a Feature Article

Feature articles are longer, more detailed stories that explore a topic, person, or issue in depth. Unlike news articles, they aren't just about the facts — they tell a story, share opinions, and connect with the reader on a more personal level. A feature article might be about a person doing something amazing, a trending issue, or something weird and wonderful!



FEATURE ARTICLE
**FRANKIE VENTER: THE UP
AND COMING KIWI MUSICIAN**
April 30, 2025
When you think of superheroes, you might
imagine someone in...



FEATURE ARTICLE
**VANISHING WILDLIFE:
ENDANGERED ANIMALS**
March 19, 2025
Our planet is home to millions of amazing
creatures, from...



FEATURE ARTICLE
THE REFUGEE CRISIS
March 6, 2025
Imagine waking up one day to find that your
home...



FEATURE ARTICLE
THE FOOD WASTE CRISIS
February 19, 2025
Imagine this: You've just finished dinner, and
there's a little...



FEATURE ARTICLE
**WHAT IS CLIMATE CHANGE
AND HOW CAN WE HELP?**
February 5, 2025
The Earth is throwing a bit of a tantrum—wild
storms...

What Makes a Feature Article Different?

Feature Article	Newspaper Article
Tells a story with feeling	Reports just the facts
Includes description and detail	Keeps things short and sharp
Can share opinions and emotions	Must stay objective and neutral
Has a beginning, middle, and end	Uses the inverted pyramid structure

The Lead -Hook

Grab the reader's attention! Use a fun fact, a quote, or a bold statement. Make them want to read more.

📌 Example: "At just 12 years old, Zara has already written two books and plans to publish more by the end of the year!"

The Introduction

Give the reader some background. What is the article about? Why does it matter? Keep it interesting and informative.

The Body

This is the main part of your article. Include:

- Details and facts
- Quotes from people
- Anecdotes (short stories or examples)
- Opinions and insights
- You can write in paragraphs or sections with subheadings if it helps organise your ideas.

The Ending

Wrap it up with a final thought, a quote, or a question to leave the reader thinking.

📌 Example: "Whether or not Zara becomes the next J.K. Rowling, one thing's for sure — she's already inspiring a generation."

Feature Article Writing Tips

- Use interesting language – include adjectives, strong verbs, and comparisons.
- Use quotes to bring real voices into your article.
- Write in third person – unless it's a personal story.
- Include your own voice – what do you think? What stood out?

Write a Feature Article – How did it start?

Writing a feature article takes planning, creativity, and clear structure. This term, you'll step into the shoes of a journalist and create your own article answering the question: How did it start?

The first step is choosing a topic. It could be a sport, a food, a tradition, or an invention — anything that has an interesting beginning. Next, take time to brainstorm. Jot down what you already know, what you're curious about, and where you might find more information.

Think about questions like:

- Who started it?
- When and where did it begin?
- How has it changed over time?
- Why does it matter today?

Once your ideas are ready, it's time to draft your feature article. Remember, a strong feature:

- grabs the reader's attention with a catchy introduction,
- tells the story with interesting details and clear paragraphs,
- uses quotes, facts, and examples to bring it to life, and
- ends with a conclusion that leaves the reader thinking.

By following these steps, you'll turn your research and ideas into an engaging piece of writing that both informs and entertains.

Your Turn!

FEATURE ARTICLE CHECKLIST

- ☐ **Step 1: Choose a Topic**
 - I picked a topic that has an interesting beginning (e.g., sport, invention, tradition).
 - I can explain why this topic is worth writing about.
- ☐ **Step 2: Brainstorm Ideas**
 - I wrote down what I already know.
 - I listed at least three questions I want to answer.
 - I found or noted sources (books, websites, people, videos) that could help.
- ☐ **Step 3: Plan the Structure**
 - My introduction has a hook to grab the reader's attention.
 - I organised my ideas into clear paragraphs (beginning, middle, end).
 - I planned where to include facts, quotes, or examples.
- ☐ **Step 4: Write the Draft**
 - I used interesting details to make my story engaging.
 - I explained who, where, when, how, and why clearly.
 - I kept my own writer's voice (not just copied facts).
- ☐ **Step 5: Polish and Complete**
 - I checked spelling, punctuation, and grammar.
 - I added a conclusion that leaves the reader thinking.
 - I reread my article and made improvements.

Once you have completed your article make sure you share it with your teacher and family.

If you want it published on the Kiwi Kids News website email the completed article to editor@kiwikidsnews.co.nz

Please email as a WORD document.

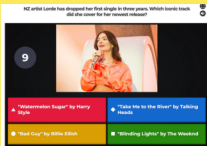


WEEK 4 LITERACY TASKS

IN THE NEWS THIS WEEK

Your task is to read 2 articles from each of the main sections from the Kiwi Kids News website. Write the headlines (titles) of these articles in the boxes below.

NATIONAL	1
	2
WORLD	1
	2
SPORT	1
	2
ODD STUFF	1
	2



WEEK 4 NEWS QUIZ

SCORE

/10

Complete the Kiwi Kids News Weekly Quiz.
You can find this on Kiwi Kids News every Friday morning.



FEATURE ARTICLE – How did Rugby start?

Your task is to read the feature article on our national game - rugby. We ask the question - How did it start?. After reading the article complete the questions and activities. Use the boxes below to record your answers and remember to answer these questions with full sentences.

Question 1 - Write the question in this box.	Answer
Question 2 - Write the question in this box.	Answer
ACTIVITY 1	
ACTIVITY 2	

Punctuation Patrol

We've left the punctuation out of a recent news article on Kiwi Kids News. Can you fix our article? Add full stops, commas, quotation marks, capital letters, and more. There are 14 errors which you need to highlight in the text and then explain in the grid below.

Italian Town Names Street After Taylor Swift's Ancestor



A tiny Village in italy is honoring pop superstar Taylor Swift not for her music but for her family history. castelnuovo Cilento a hilltop town with less than 100 people in it's old center has named a street after Swift's great great grandfather Charles Carmine Antonio Baldi who was born there!!

The town hopes the tribute will bring more attention too their village and maybe even a visit from swift herself. Although she didnt visit during her concerts in Milan last year the Mayor has invited her again and says they would be thrilled to welcome her.

The move is part of a trend called "Swiftonomics", where Swift's influence bring big boosts to local economys. Her concerts in London last year added £300 million to the citys economy.

Along with naming the street the town also plan to make Taylor Swift an Honorary citizen.

For Castelnuovo cilento this small gesture might just lead to big thing's.

ERROR	Correct Punctuation	ERROR	Correct Punctuation



WEEK 5 LITERACY TASKS



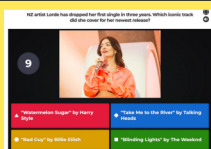
www.kiwikidsnews.co.nz



IN THE NEWS THIS WEEK

Your task is to read an article from each of the main sections from the Kiwi Kids News website. Write a sentence explaining what each article was about in the box below.

NATIONAL	1.
WORLD	1.
SPORT	1.
ODD STUFF	1.



WEEK 5 NEWS QUIZ


SCORE

Complete the Kiwi Kids News Weekly Quiz.

You can find this on Kiwi Kids News every Friday morning.

/10

Kiwi Crossword



Down:

1. A flightless bird and a nickname for New Zealanders.
2. A famous plant and symbol of New Zealand.
3. The larger of New Zealand's two main islands.
7. A town known for geysers and hot springs.
11. New Zealand's largest city.
12. The sea between New Zealand and Australia.
14. A popular adventure jump. Often done off bridges in New Zealand.

Across:

4. The first people to live in New Zealand.
5. There are more of these animals than people in New Zealand!
6. A native bird with a lovely singing voice.
8. The capital city of New Zealand.
9. New Zealand has many of these fiery mountains.
10. A traditional Māori war dance.
13. New Zealand's famous national rugby team.
15. A sweet dessert made with meringue—often claimed by New Zealand.

FEATURE ARTICLE – How did icecream start?



On a hot summer's day, nothing tastes better than a scoop of cold, creamy ice cream. From classic vanilla cones to wild flavours like cookies and cream, ice cream is a treat loved all over the world. But have you ever stopped to wonder — who was the first person to think of freezing milk and sugar into something sweet? The story of ice cream goes back thousands of years, long before waffle cones and sprinkles.

The earliest idea of ice cream started in ancient China, nearly 4,000 years ago. People there would collect snow and mix it with fruit juices, rice, and milk to make a kind of frozen dessert. It wasn't exactly the creamy ice cream we know today, but it was the beginning of frozen sweets. Later, in the Persian Empire, people enjoyed "faloodeh," a chilled mixture of noodles, syrup, and ice. These early inventions showed that humans everywhere loved experimenting with ways to keep cool and to turn ordinary ingredients into something special.

By the time of the Roman Empire, frozen treats were becoming popular among the rich and powerful. Emperor Nero is said to have sent his servants high into the mountains to collect snow, which was then flavoured with honey and fruit juices. It was not easy — imagine having to climb a mountain just so the Emperor could enjoy dessert! But it shows how much people valued the idea of a cold, sweet treat, even when it took a huge amount of effort. The next big step came in the Middle Ages. In the Middle East and Italy, new methods of chilling food were discovered, often using salt to lower the freezing point of ice. Arab traders introduced sugar and milk to the recipe, and slowly the idea of a creamy frozen dessert began to take shape. By the 1600s, Italian chefs were making gelato — smoother and richer than anything before. Gelato was served at royal banquets, and only the wealthiest people could afford it. Ice cream was now a luxury food, connected with wealth and power.

Ice cream spread quickly across Europe. In the 1700s, recipes reached France and England, where chefs experimented with cream, sugar, and egg yolks to make it softer and tastier. Ice cream became so popular that it even crossed the ocean to America. By the late 1700s, U.S. presidents like George Washington and Thomas Jefferson were fans. Washington is said to have spent a small fortune on ice cream in a single summer, and Jefferson even wrote down his own recipe for vanilla ice cream — one that still survives today.

The real boom in ice cream came in the 1800s. With the invention of icehouses, freezers, and eventually refrigerators, people no longer had to rely on mountain snow or winter ice. In 1843, Nancy Johnson from the United States invented the hand-cranked ice cream maker, a device that allowed families to create ice cream at home. It was a huge step forward, making ice cream something ordinary people could enjoy, not just kings and queens. Later, factories began producing ice cream on a large scale. By the 1900s, ice cream parlours opened in many cities, cones were invented, and the frozen treat became part of everyday life.

Today, ice cream is a global superstar. From gelato in Italy to mochi ice cream in Japan, from tubs in the supermarket to soft-serve at the beach, ice cream continues to be reinvented. New flavours appear every year — from chocolate fudge to pickle or even squid ink! Ice cream is no longer just for the wealthy or powerful, it's for everyone. No matter how wild the flavour, one thing remains the same: ice cream brings joy.

Now, on a personal level I love ice cream. Infact, I have just bought a Ninja ice cream maker, and let me tell you — it's amazing! I love experimenting with flavours and making my own creamy creations at home. My current favourite? Mint chocolate chip. But who knows, maybe I'll invent the next world-famous flavour!

So, the next time you lick an ice cream cone, remember: you're enjoying a treat that started thousands of years ago, travelled across empires, and has been loved by kings, emperors, presidents — and now, by you (and me, too!).

Comprehension Questions:

- Where did the earliest frozen desserts come from?

- How did Emperor Nero enjoy his version of "ice cream"?

- Why was Nancy Johnson's invention important for the history of ice cream?

Activity: Design Your Own Ice Cream Flavour

Invent a brand-new ice cream flavour that has never been made before. Write down:

- The flavour name
- The ingredients (be creative — sweet, spicy, or unusual!)
- A slogan to sell it (e.g., "Cooler than the Sun!")
- Draw a picture of what the ice cream would look like in a cone or tub.



WEEK 6 LITERACY TASKS



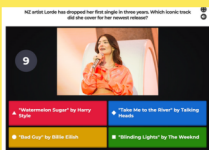
www.kiwikidsnews.co.nz



IN THE NEWS THIS WEEK

Your task is to read an article from each of the main sections from the Kiwi Kids News website. Place the headline of the article you read in the space below.

NATIONAL	1.
	2.
WORLD	1.
	2.
SPORT	1.
	2.



WEEK 6 NEWS QUIZ

SCORE

/10

Complete the Kiwi Kids News Weekly Quiz.
You can find this on Kiwi Kids News every Friday morning.

Comic Strip Summary

Instructions:

1. Turn a Kiwi Kids News article from this week into a 3-4 panel comic strip. Make sure each panel shows a key moment in the story. Add speech bubbles and a title!



Read one of this week's Kiwi Kids News articles.
Find an interesting, weird, or surprising fact in the article.
Turn it into a "Did You Know?" sentence like this...

Did you know that the noble false widow spider has now made New Zealand its home?



WEEK 6 FEATURE ARTICLE

How did school start?

This week's Feature Article is about school - something we all do from the ages of 5 through to 16. But how long have kids had to go to school? Why was it started? Where was the first school?

Read the article on the Kiwi Kids News website and then complete the following activities.

SHORT OVERVIEW – Write a sentence explaining what this Feature Article was about.

VOCABULARY - Find three words from the article that you are unsure of their meaning. Place it in the first box and then then put the dictionary definition in the box beside it.

WORD

DEFINITION

Use the space provided below to answer the questions at the bottom of this week's Feature Article. You will need to include the question in your answer.

Comprehension Question 1 : Write the question here.

Comprehension Question 2 : Write the question here.

Activity 1 : Write the instructions here.



WEEK 7 LITERACY TASKS



www.kiwikidsnews.co.nz



IN THE NEWS THIS WEEK

Your task is to read an article from each of the main sections from the Kiwi Kids News website. Place the headline of the article you read in the space below.

NATIONAL	1.
	2.
WORLD	1.
	2.

Quick News Report

Instructions:

1. Select an article from Kiwi Kids News.
 2. Use these sentence starters to write your own mini news report.
- ! This week, something interesting happened...
 - ... A person involved said...
 - ... Here's what we know so far...
 - ! Why it matters...



WEEK 7 NEWS QUIZ

Complete the Kiwi Kids News Weekly Quiz.
You can find this on Kiwi Kids News every Friday morning.

SCORE

/10

Feature Article - How did money start?

Questions:

1. Read the Feature Article for this week about money and then summarise the authors main idea below.

Find and copy at least one example of the follow from this feature article;

✓ Simile

✓ Metaphor

✓ Onomatopoeia

✓ Repetition or alliteration



WEEK 8 LITERACY TASKS



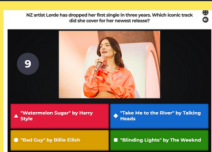
www.kiwikidsnews.co.nz



IN THE NEWS THIS WEEK

Your task is to read an article from each of the main sections from the Kiwi Kids News website. Place the headline of the article you read in the space below.

NATIONAL	1
	2
WORLD	1
	2
ODD STUFF	1
	2



WEEK 8 NEWS QUIZ

SCORE

/10

Complete the Kiwi Kids News Weekly Quiz.
You can find this on Kiwi Kids News every Friday morning.

Word Watcher

Instructions:

- Choose 4 tricky words from 4 different Kiwi Kids News articles published this week.
- Use a dictionary (or Google) to find the meaning.
- Use it in your own sentence.

Word	What does this word mean?	Sentence



FEATURE ARTICLE REVIEW

This week's Feature Article is about flying and flight. How did it start? Read the article and then write a review of the article by completing the boxes below.

Headline

Summary

Your Opinion

What do you think about this article?

Rate this Article



VOCABULARY

Find 4 new words and put them in the left-hand column below. Then find the dictionary definition for each word and put it in the right-hand column.

WORD

DEFINITION



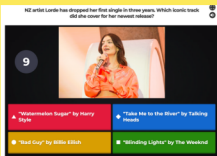
WEEK 9 and 10 LITERACY TASKS



IN THE NEWS THIS WEEK

Your task is to read an article from each of the main sections from the Kiwi Kids News website. Place the headline of the 2 articles you read in the space below.

NATIONAL	1.
	2.
WORLD	1.
	2.
SPORT	1.
	2.
ODD STUFF	1.
	2.



END of TERM SUPER QUIZ

Complete the Kiwi Kids News Weekly Quiz.
You can find this on Kiwi Kids News every Friday morning.

SCORE

/30

VOCABULARY BUILDER

Below are 2 word grids. To the right of each grid make as many 4, 5, and 6 letter words as possible.

A	T	L
R	P	O
N	E	S

A	T	L	K
R	H	O	W
B	E	S	M
I	R	Z	Y

1 Your favourite article from Term 4	2 A SPORTS article that made you feel happy	3 An article that you think everyone should read	4 An article that taught you something new
5 A WORLD article that made you feel inspired	6 An article that made you feel sad or emotional	7 An article you'd love to tell a friend about	8 An article about a topic you are interested in
9 A crazy ODD STUFF article you thought was funny	10 An article that would make a great short film or documentary	11 An article about an animal	12 An article with a funny headline
13 An article you would share with your whānau	14 An article about a person in New Zealand	15 An article that made you want to learn more about the topic	16 An article about someone you would like to meet.

KIWI KIDS NEWS BINGO

Get ready to explore the Kiwi Kids News website and become a news detective! Your goal is to find the answers to the clues below by searching through different sections of the website. Once you find the answer, mark the box with an "X" and then write the article headline in the box below.

Can you complete the entire bingo card?

ANSWERS

- 1.
- 2.
- 3.
- 4.
- 5.
- 6.
- 7.
- 8.

ANSWERS

- 9.
- 10.
- 11.
- 12.
- 13.
- 14.
- 15.
- 16.